

400 Hz MINIATURE POWER TRANSFORMERS

These 400 Hz Miniature Power Transformers are selected for use in all industrial applications requiring high performance in the smallest possible package size. This series is available having power ratings of 0.5 VA through 40 VA.

The primaries are 115 Vrms with secondary voltages ranging from 5 Vrms through 300 Vrms. It is recommended that these transformers be specified for all applications where space, weight, and cost effectiveness are prime considerations.

This is the **COTS** Version of the Military Product Also Available From Torotel Products

PART NUMBER EXAMPLE (C0.5ST26)
 C 0.5 S T 26
 V.A. Rating (See Table I) Secondary Voltage (see Table II)
 Package Style Schematic (See Table I)

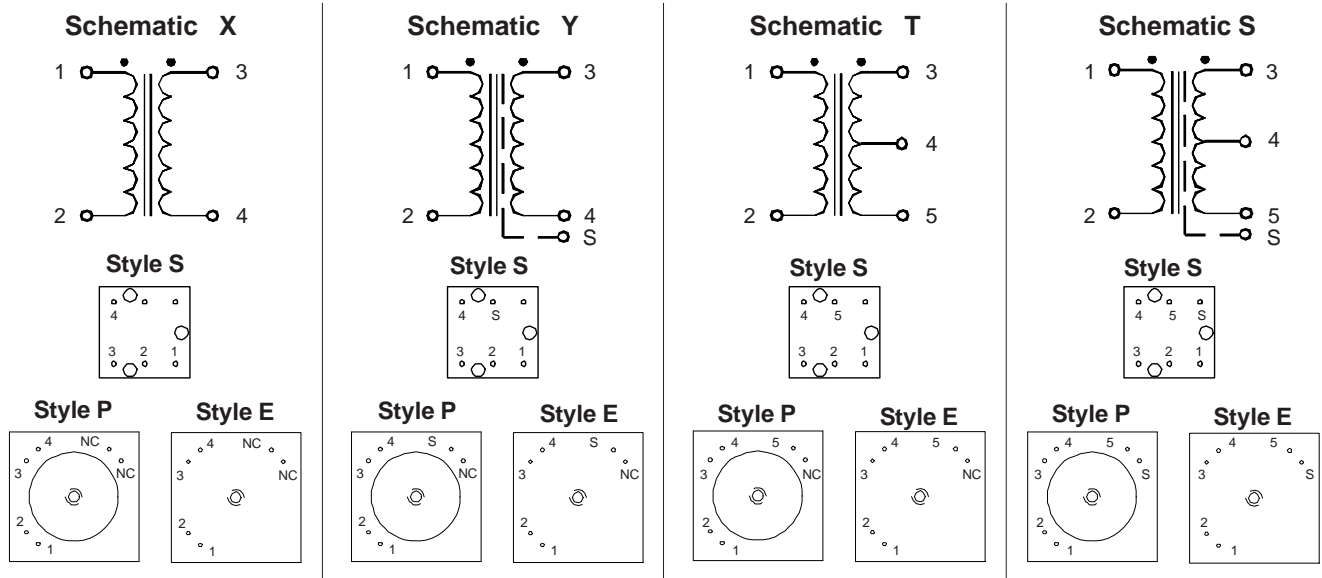
Table I

VA Rating	Package Style	Schematic	Size	Height (Inches)	Regulation (%)	Available Secondary Voltages (Vrms)		Efficiency (%)	Temperature Rise (°C) No Heat Sink	Weight (Oz.)
				Max.	Max.	Min.	Max.	Min.	Max.	Max.
0.5	S	T, X	--	--	18	5	300	65	15	0.4
0.5	S	S, Y	--	--	21	5	300	65	17	0.4
1.5	E, P	T, X	A	0.47	23	5	300	70	17	0.85
1.5	E, P	S, Y	A	0.59	18	5	300	70	17	1.1
2	E, P	T, X	A	0.78	3.7	5	300	72	15	1.65
2.4	E, P	S, Y	A	1.03	3.8	5	300	73	16	2.2
3	E, P	T, X	A	0.59	18	5	300	75	20	1.1
3	E, P	S, Y	A	0.78	12	5	300	75	20	1.65
3.6	E, P	T, X	A	1.03	3.8	5	300	76	15	2.2
6	E, P	T, X	A	0.78	12	5	300	81	25	1.65
6	E, P	S, Y	A	1.03	10	5	300	80	25	2.2
7.3	E, P	S, T, X, Y	B	0.97	3.5	5	300	84	23	3.4
9	E, P	T, X	A	1.03	10	5	300	83	30	2.2
13	E, P	S, T, X, Y	B	1.20	3.6	5	300	87	28	4.4
16	E, P	S, T, X, Y	B	0.97	8	5	300	87	32	3.4
25	E, P	S, T, X, Y	B	1.20	7	5	300	88	45	4.4
40	E, P	S, T, X, Y	C	1.25	7	5	300	88	45	5.8

Table II Industry Standard Secondary Voltages

Secondary Voltage	5	5.5	6	6.3	7	7.5	8	9	10	11	12	12.6	13	15	16	18	20	22	24	26	28	30	33
Maximum Working Voltage	325	325	325	325	325	325	325	325	325	325	325	325	325	325	325	325	325	325	325	325	325	325	325
Secondary Voltage	36	39	43	47	51	56	62	68	75	82	91	100	110	115	120	130	150	180	200	220	240	270	300
Maximum Working Voltage	325	325	325	325	325	325	325	325	325	325	325	325	325	325	325	325	325	325	440	440	440	580	580

Schematic and Terminal Configuration



620 N LINDENWOOD OLATHE, KANSAS 66062
 Phone: (913) 747-6111 or (800) 246-5650
 Fax: (913) 747-6110 www.torotelproducts.com

Reference for all Industrial Standard 400 Hz Miniature Power Transformers

PHYSICAL SPECIFICATIONS

Size: Sizes for Standard VA types are given in table I, and Outline drawings.

Construction: Black Epoxy Encapsulated.

Terminals: Printed circuit pins—tinned brass or copper.

Terminal Strength: 2.0 pounds.

Marking: Includes Torotel name and part number.

Mechanical Tolerance. = ± 0.010 unless indicated.

ENVIRONMENTAL SPECIFICATIONS

Operating Temperature Range: -55°C to +130°C (ambient plus temperature rise). +155°C available on special order.

Altitude: 70,000 feet, maximum.

ELECTRICAL SPECIFICATIONS

Primary voltage: 115 volts rms $\pm 10\%$.

Frequency: 400 Hz $\pm 5\%$.

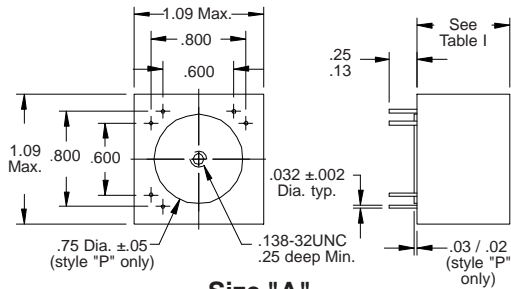
Secondary Voltage: See Table II. Secondary Voltage Tolerance: $\pm 3\%$ at full load and 115 volts, 400 Hz applied to primary.

Electrostatic Shielding (Schematics S and Y): 5 to 1 minimum voltage ratio at 20 KHz.

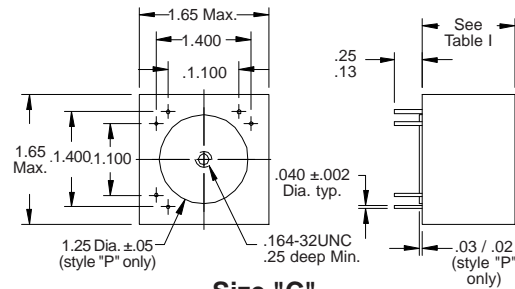
Phase Shift: 1.0 electrical degree between primary and secondary voltage at rated load, maximum.

Insulation Resistance: 10,000 megohms minimum at 500 VDC.

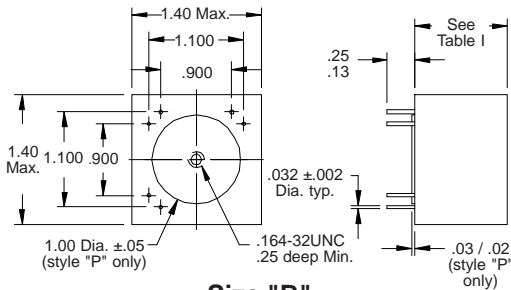
Dielectric Strength: At sea level—2.8 times the maximum working voltage. At reduced barometric pressure—1.25 times the maximum working voltage.



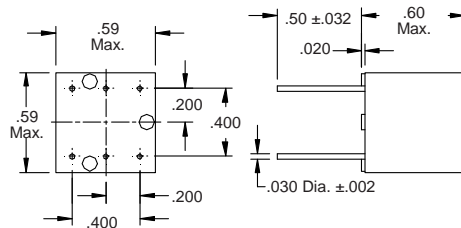
Size "A"
(Style "P" Shown)



Size "C"
(Style "P" Shown)



Size "B"
(Style "P" Shown)



Package Style "S"

**May Be Ordered to
MIL-PRF-27 QPL Part Number
Contact Torotel Products, Inc.**



620 N LINDENWOOD OLATHE, KANSAS 66062
Phone: (913) 747-6111 or (800) 246-5650
Fax: (913) 747-6110 www.torotelproducts.com

modified 11-22-06